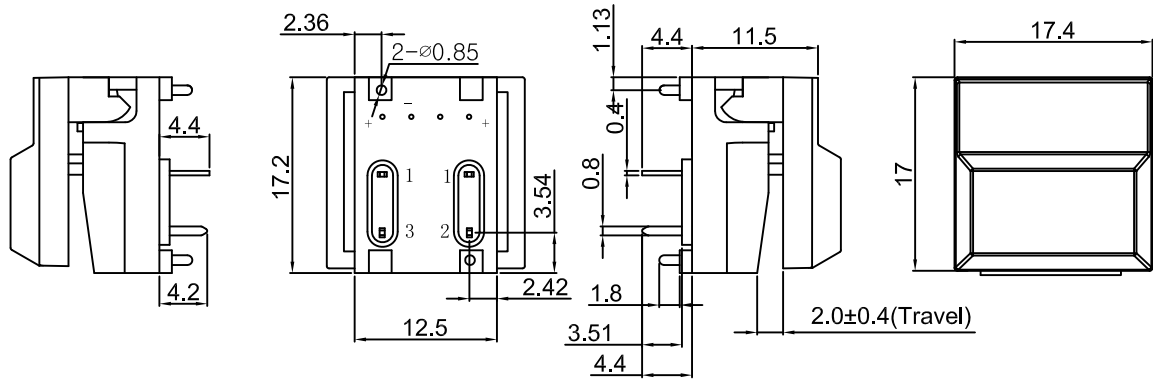


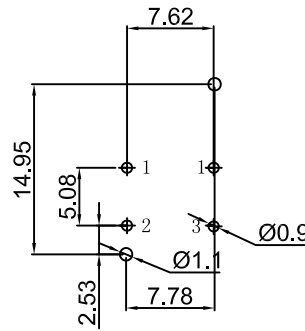
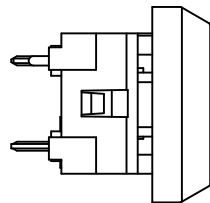
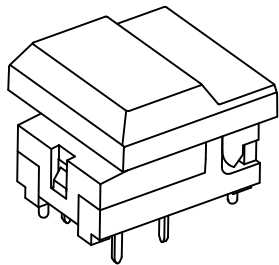


PB86

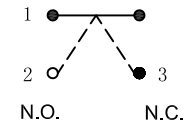


Specifications

| | |
|---------------------------------|------------------------|
| Circuit | :SPDT |
| Current rating | :12mA |
| Voltage rating | :24VDC |
| Dielectric withstanding voltage | :250VAC for 1 minute |
| Contact resistance | :100m Ω Max. (Initial) |
| Insulation resistance | :100M Ω Min. |
| Operating force | :150±50gf |
| Travel | :2.0mm±0.4mm |
| Operating life | :50,000 cycles Min. |
| Solder specifications | :260° C for 5 seconds |
| Function | :Momentary |
| Operating temperature | :+10° C ~ +60° C |



P.C.B . Layout



Circuit Diagram

MATERIAL

Base:Nylon66, UL rated: 94V-2 Min.;
 Cap: ABS;
 Terminal: Phosphor bronze, Golden plated.

| | | |
|---------------|--------|----|
| Y | Yellow | 黄色 |
| W | White | 白色 |
| U | Blue | 蓝色 |
| R | Red | 红色 |
| O | Orange | 橙色 |
| G | Green | 绿色 |
| B | Black | 黑色 |
| A | Gray | 灰色 |
| CAP COLOR (X) | | |

| | | | | | | | | | | | |
|---------|-------------------------|------------|---------|--------------|----|---------------------------------|----------|----------|------------|-----------------------|-------------------|
| | | | | 公差 TOLEANCES | | .X± 0.3 .XX± 0.15 角度 ANGLE ± 1° | | | | 单位 DIMENSION UNIT mm. | |
| | | | | 版本 | A3 | 比例尺 | NONE | 日期 | 2020.03.13 | 品名 | 图号 |
| A3 | 图纸重新整理发行 | 2020.03.13 | N/A | VERSION | | SCALE | | DATE | | TITLE | DRAWING NO |
| A0 | New Issue | 2008.07.08 | N/A | 核准 | | 核对 | Z. H. B. | 绘图 | HXG | PB86-B0-U-G-NN | PB86-B0-U-G-NN_A3 |
| 版本 VER. | 变更说明 CHANGE DESCRIPTION | 日期 DATE | ECN NO. | APPROVED BY | | CHECKED BY | | DRAWN BY | | | |